

PureLine Truffle Brown
24" Combi-Steam Oven

DGC 6800 XL HVBR



PureLine 24"Combi-Steam Oven

DGC 6800 XL HVBR



DGC 6800 XL HVBR

Features:

- M Touch innovative and revolutionary controls are both easy-to-operate and navigate. An intuitive swipe of the screen will quickly lead you to your desired selection.
- MultiSteam technology delivers powerful external steam generation and optimum steam distribution via 6 inlet ports
- Wired roast probe for perfect roasting
- 3-in-1 appliance
 1. True European convection oven
 2. Steam oven
 3. Combination of steam and convection oven
- MasterChef and MasterChef Gourmet menus offer over 150 food types to cook to perfection
- XL stainless steel cavity
- Lift up control panel conceals water and condensate container (both containers are dishwasher-safe)
- The simple yet sleek Silhouette handle seems to float enhancing its modern design lines

SPECIFICATIONS

DGC 6800 XL HVBR — Item 23680002USA

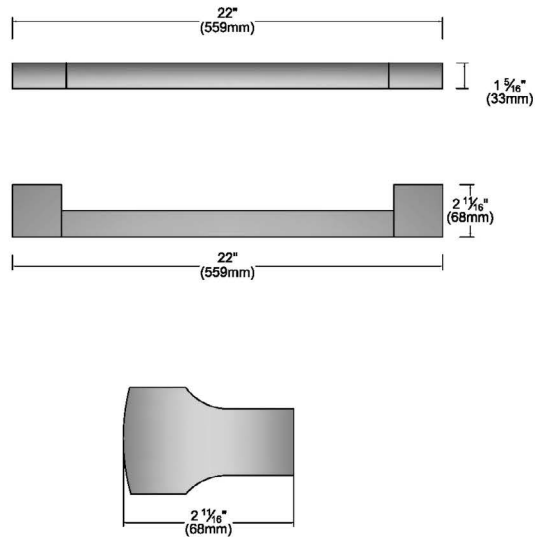
Overall Fascia Dimensions	23 ⁷ / ₁₆ " (595 mm) W x 18" (455.5 mm) H x 7 ⁷ / ₈ " (22 mm) D
Overall Unit Width - Excluding Fascia Dimension	21 ⁹ / ₁₆ " (548 mm)
Overall Unit Height - Excluding Fascia Dimension	17 ¹¹ / ₁₆ " (449 mm)
Overall Unit Depth - Excluding Fascia Dimension	21 ⁵ / ₈ " (550 mm)
Oven Door Clearance	13 ¹ / ₁₆ " (332 mm)
Built-In	
Minimum Cabinet Width	22 ¹ / ₁₆ " (560 mm)
Minimum Cabinet Depth	21 ⁷ / ₈ " (555 mm)
Minimum Opening Height	17 ¹¹ / ₁₆ " (450 mm)
Minimum Base Support	60 lbs
Additional Cut-outs Required	Venting cut-out required 19 ¹¹ / ₁₆ " x 1 ⁹ / ₁₆ " (500 x 40 mm)
Electrical	
Electrical Requirements	240V, 60Hz, 20A
Power Cord	Molded plug - NEMA 6-20, 240V power cord 5 ft (1.5 m)
Shipping	
Shipping Weight	65 lbs
Shipping Dimensions	26 ⁷ / ₃₂ " (666mm) W x 21 ⁵ / ₈ " (549mm) H x 23 ¹ / ₁₆ " (535mm) L
Support	
Call Miele	800.843.7231
Miele Website	~www.mieleusa.com
20/20 Link	~2020technologies.com

PureLine 24" Combi-Steam Oven DGC 6800 XL HVBR



Comfort Handle:
Optional with ContourLine

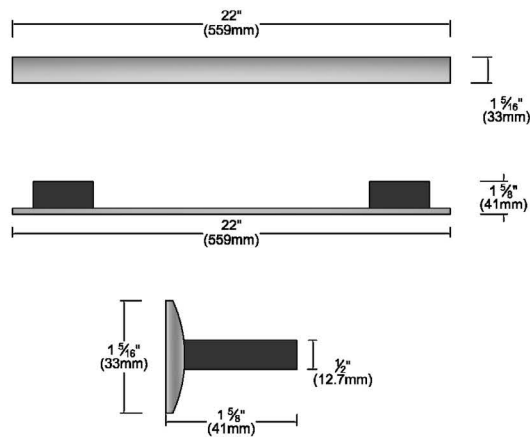
(DS 6708 Item #09828380)



ComfortSwivel Handle:
Standard with ContourLine
Optional for PureLine

(DS 6718 Item # 09828390)

Silhouette Handle:
Standard with Pureline
Optional for Contourline
(DS 6808 Item # 09828400)



Silhouette Handle (Chrome):
Standard with BrilliantWhite
(DS 6808 Item # 09828410)



Silhouette Handle:
Standard with Truffle Brown
(DS 6808 Item # 09870690)

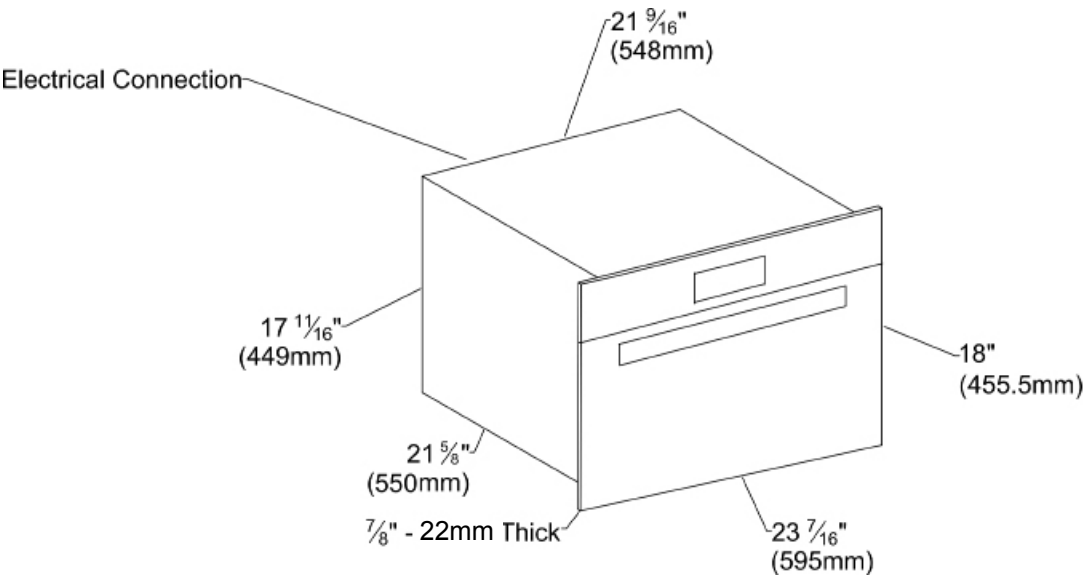
PureLine 24" Combi-Steam Oven

DGC 6800 XL HVBR

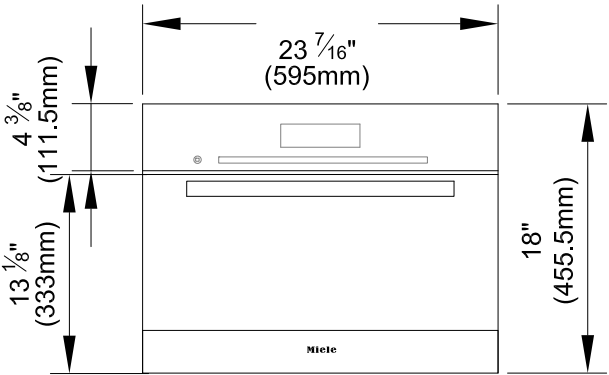


PRODUCT VIEWS

Isometric View



Front View



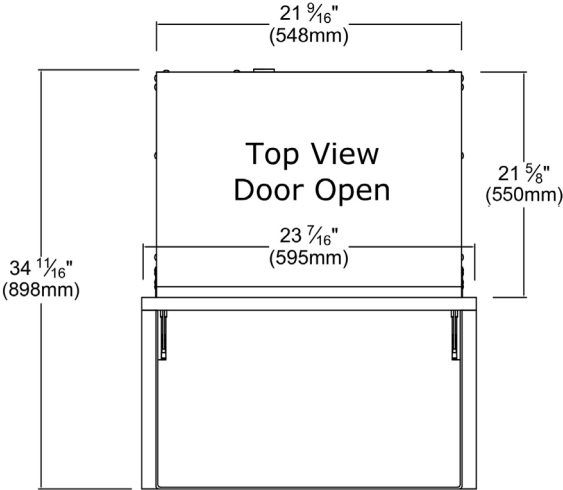
PureLine 24" Combi-Steam Oven

DGC 6800 XL HVBR

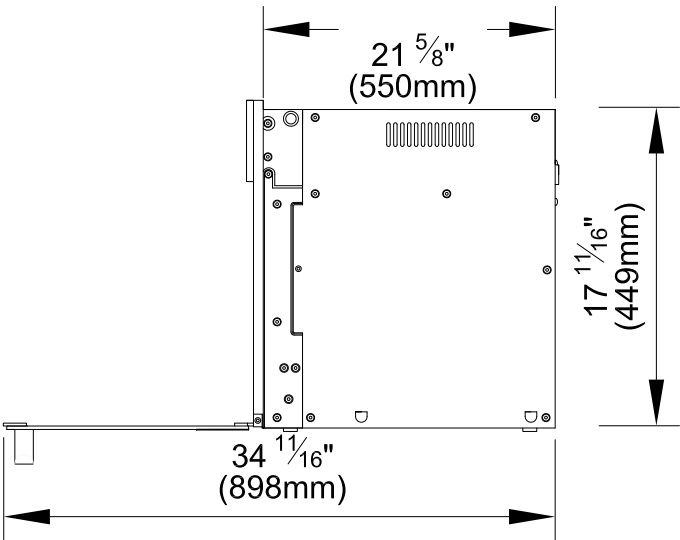


INSTALLATION SPECIFICATIONS

Top View, Door Open



Side View

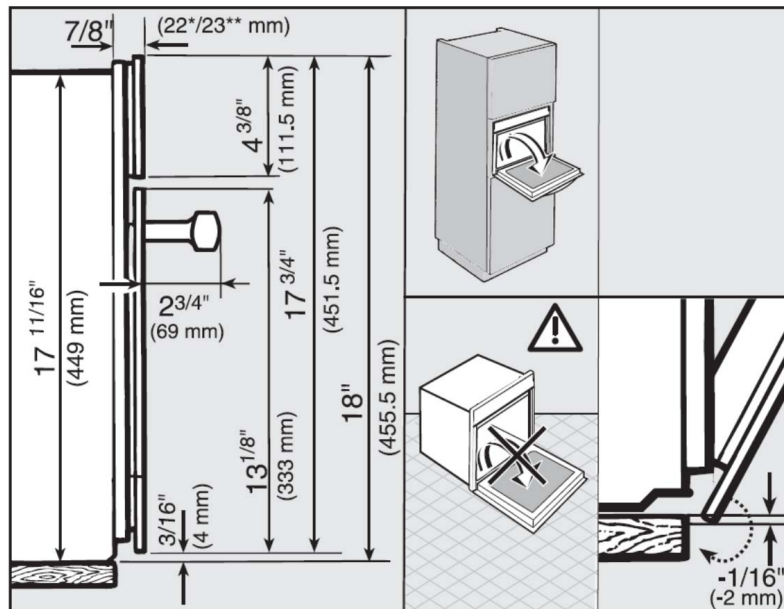


PureLine 24" Combi-Steam Oven DGC 6800 XL HVBR



INSTALLATION SPECIFICATIONS

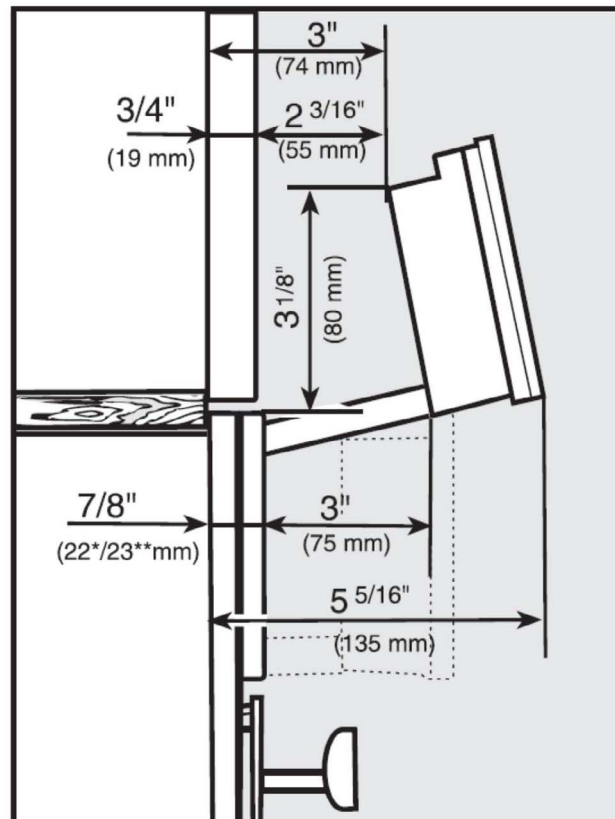
Door Swing and Face Detail



* Appliances with glass front

** Appliances with metal front

Control Panel Swivel View



PureLine 24" Combi-Steam Oven DGC 6800 XL HVBR



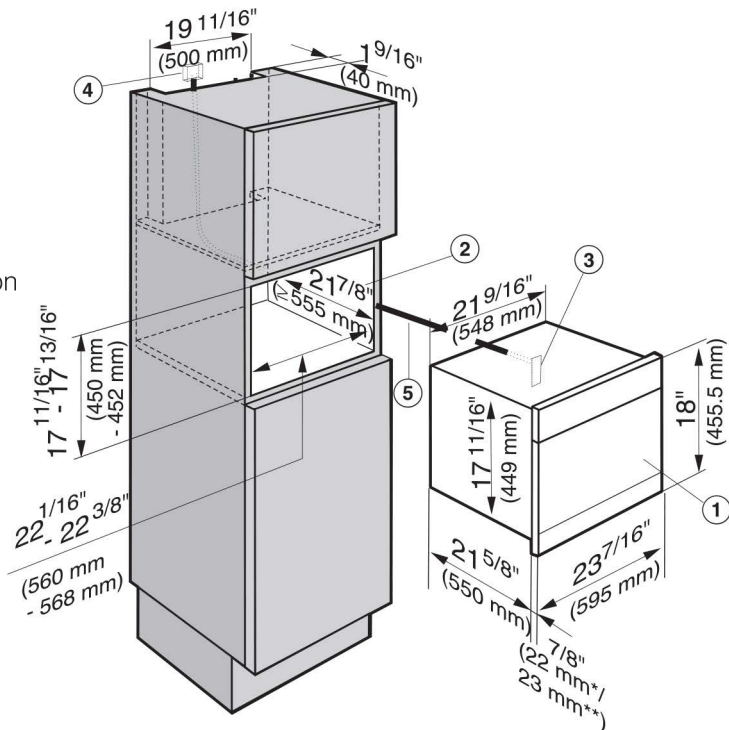
INSTALLATION SPECIFICATIONS

Tall Cabinet Installation

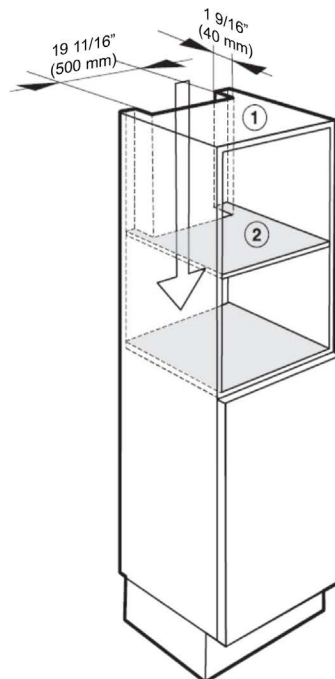
- ① Combi Steam Oven
- ② Installation niche
- ③ Power supply to the appliance
- ④ Recommended location for electrical connection
- ⑤ Power cord

* Appliances with glass front

** Appliances with metal front



Tall Cabinet Installation — Venting Requirements



To ensure that the Combi Steam Oven has adequate ventilation, the following cut-outs measuring 19 11/16" x 1 9/16" (500 x 40 mm) must be made:

- ① in the top of the cabinet
- ② in the center shelf above the installation niche

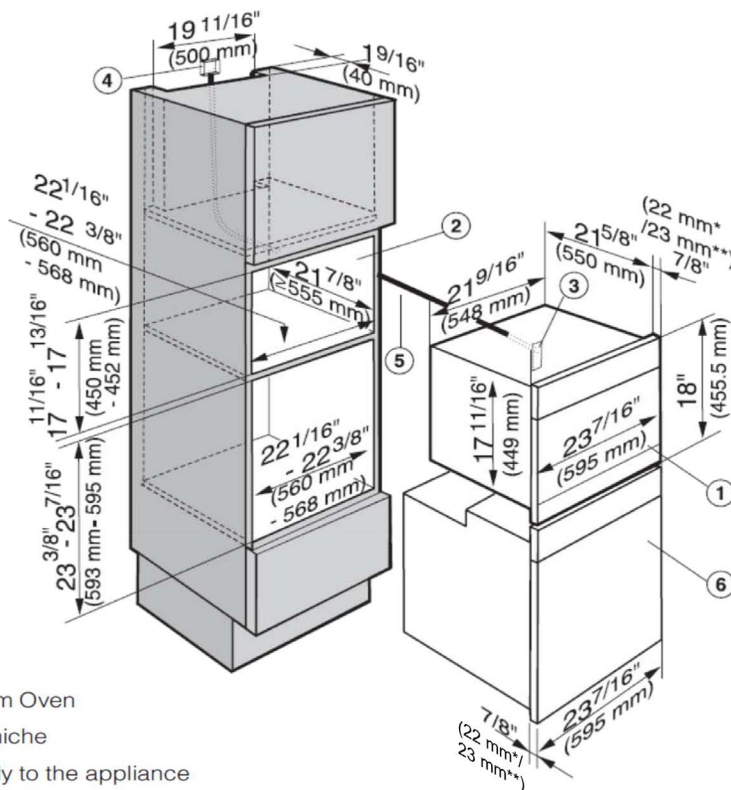
The cabinet housing must not have a back panel fitted behind the installation niche.

PureLine 24" Combi-Steam Oven DGC 6800 XL HVBR

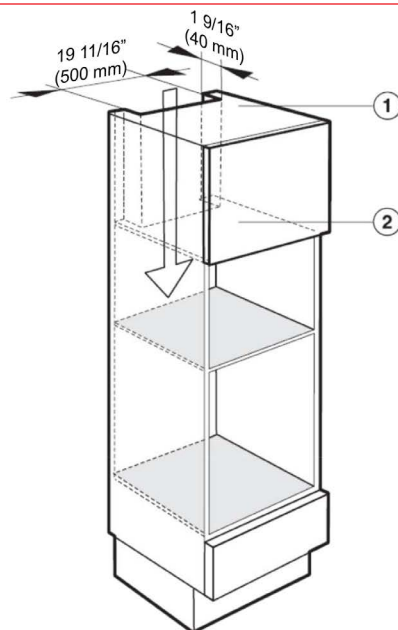


INSTALLATION SPECIFICATIONS

Installation Above 24" Oven



Installation Above 24" Oven —
Venting Requirements



To ensure that the Combi Steam Oven has adequate ventilation, the following cut-outs measuring 19 11/16" x 1 9/16" (500 x 40 mm) must be made:

- ① in the top of the cabinet
- ② in the center shelf above the installation niche

The cabinet housing must not have a back panel fitted behind the installation niche.

Cut-out for venting the oven:

Please refer to the installation instructions for the oven.

DGC 6800 XL HVBR

Page 8 of 10

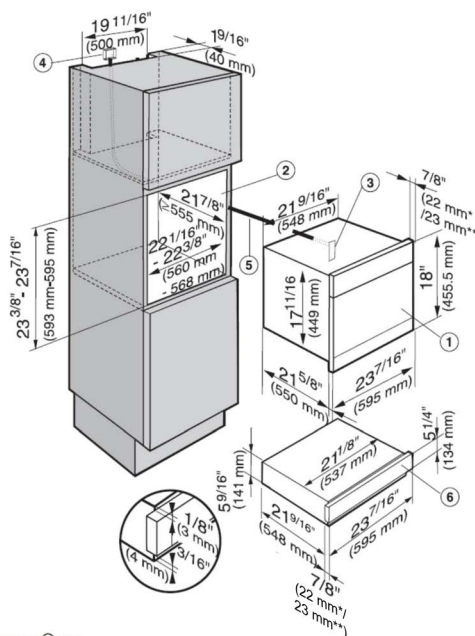
Specification Sheets TRS 08202015

PureLine 24" Combi-Steam Oven DGC 6800 XL HVBR



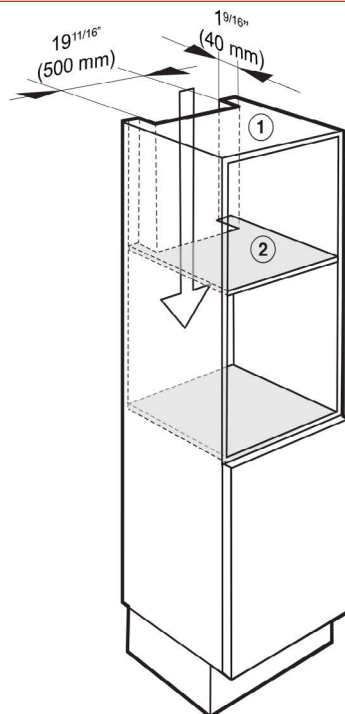
INSTALLATION SPECIFICATIONS

Installation Above Warming Drawer



- ① Combi Steam Oven
- ② Installation niche
- ③ Power supply to the appliance
- ④ Recommended location for electrical connection
- ⑤ Power cord
- ⑥ Warming drawer

Installation Above Warming Drawer —
Venting Requirements



To ensure that the Combi Steam Oven has adequate ventilation, the following cut-outs measuring 19 11/16" x 1 9/16" (500 x 40 mm) must be made:

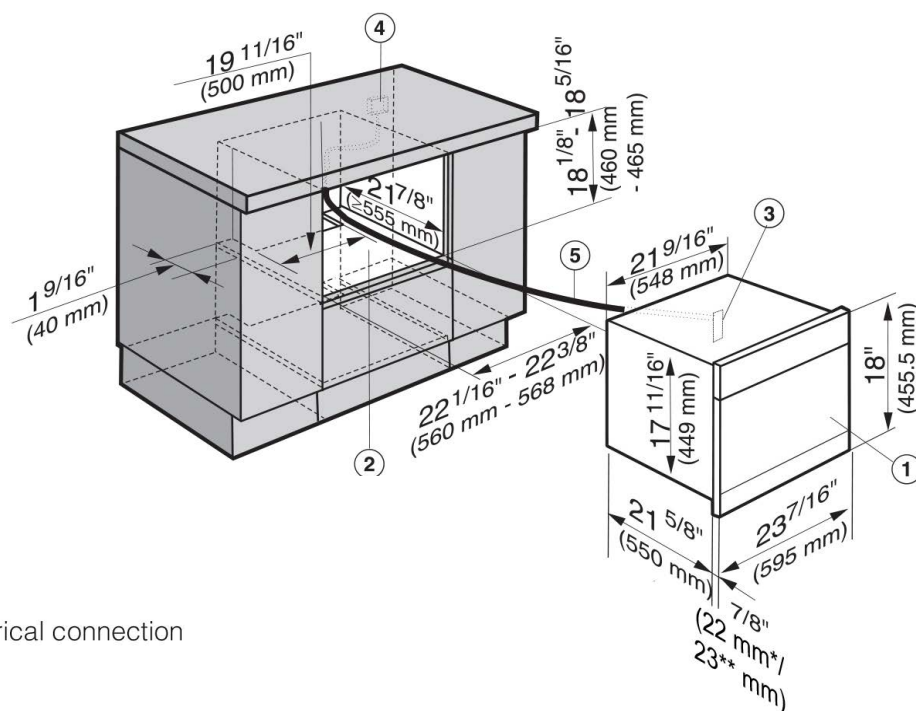
- ① in the top of the cabinet
- ② in the center shelf above the installation niche

The cabinet housing must not have a back panel fitted behind the installation niche.

PureLine 24" Combi-Steam Oven DGC 6800 XL HVBR



INSTALLATION SPECIFICATIONS



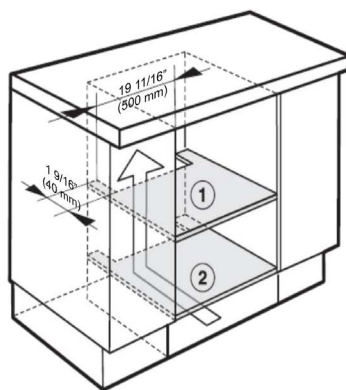
- ① Combi Steam Oven
- ② Installation niche
- ③ Power supply to the appliance
- ④ Recommended location for electrical connection
- ⑤ Power cord

* Appliances with glass front

** Appliances with metal front

If the appliance is to be installed under a cooktop, observe the instructions for installation of the cooktop and its installation height.

Installation Undercounter — Venting Requirements



To ensure that the Combi Steam Oven has adequate ventilation, the following cut-outs measuring 19 11/16" x 1 9/16" (500 x 40 mm) must be made:

- ① in the appliance support base
- ② in the bottom of the cabinet space below

The cabinet housing must not have a back panel fitted behind the installation niche.